

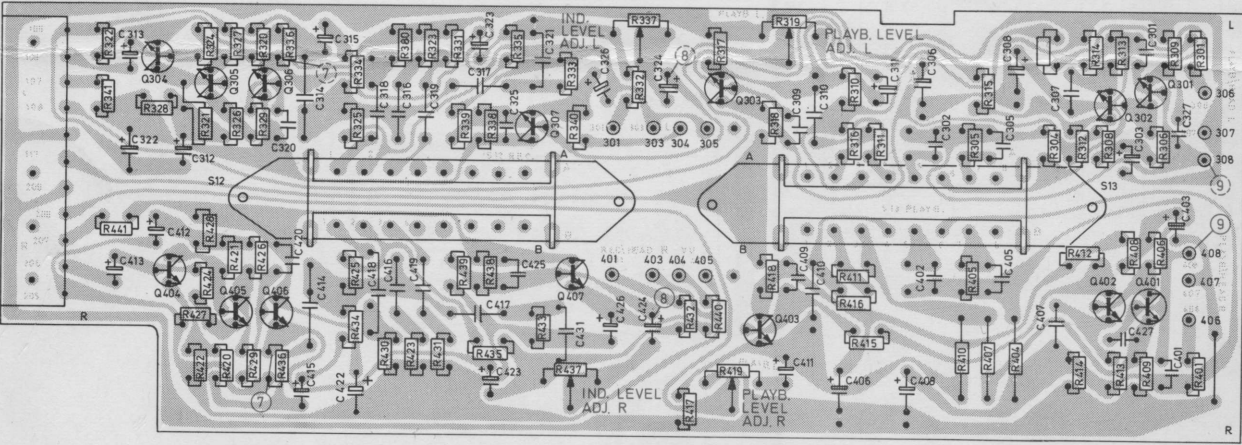
991900 Mikrofonforsterkere, RIAA korreksjonsforsterkere, tonekontroller, utgangsboostere, linjeutgangsforsterkere, funksjonsvendere.
 Microphone amplifiers, RIAA equalizing amplifiers, bass and treble circuits, output boosters, line output amplifiers, mode switches.

Alle plater er sett fra foliesiden.
 70% av virkelig størrelse.

All boards are seen from the printed side.
 70% of true size.

Ved bestilling av komplette plater, vennligst oppgi det seksifrede platennummeret.

When ordering complete boards, kindly specify the six-digit board No.

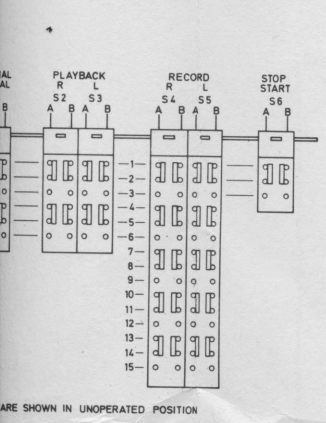
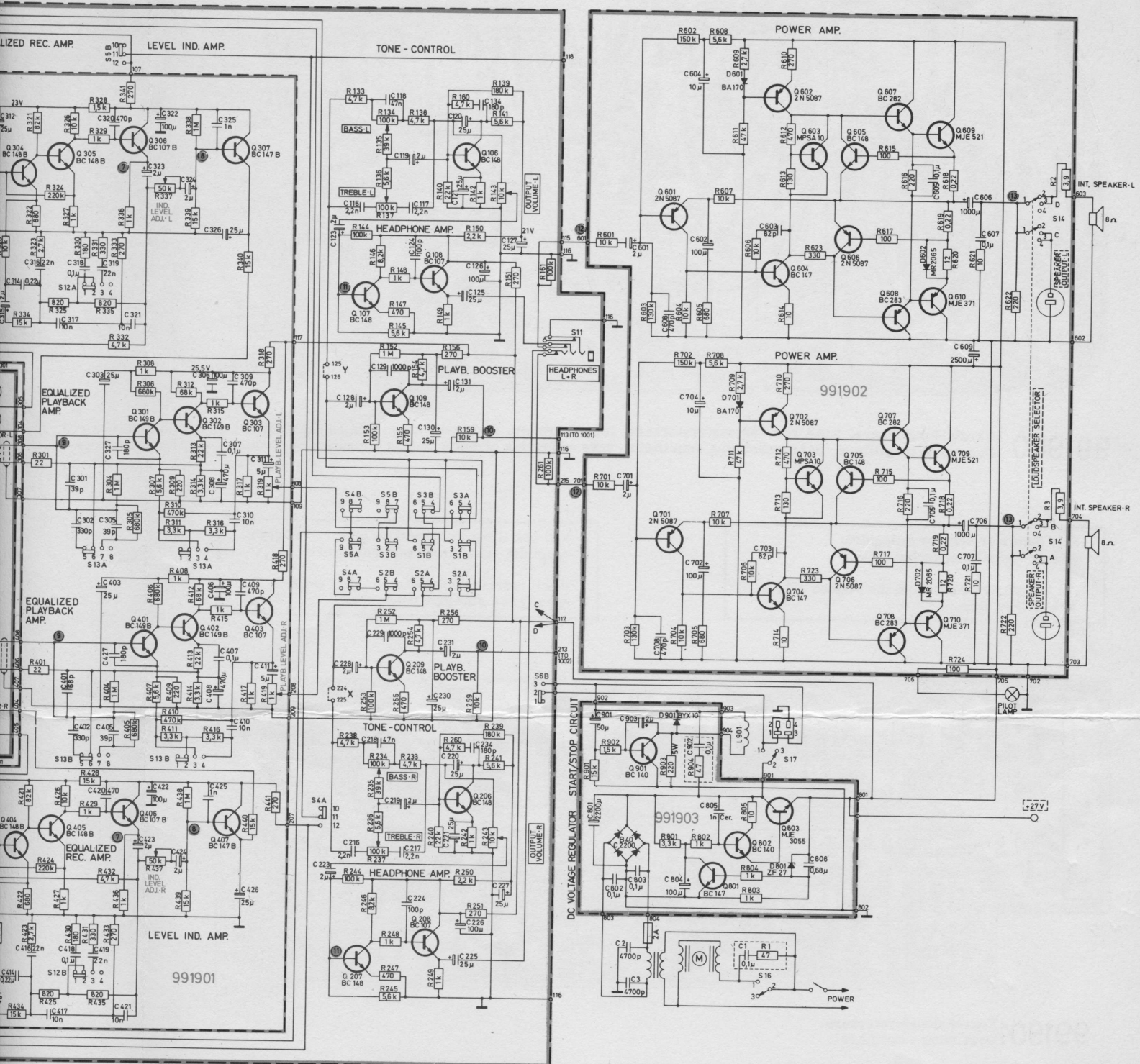


991901 Korreksjonsforsterkere.
 Equalizing amplifiers.

TANDBERG

tape recorder series 4000X.

European Model: From serial No. approx. 2271500.
 U.S. Model: From serial No. approx. 2268000.

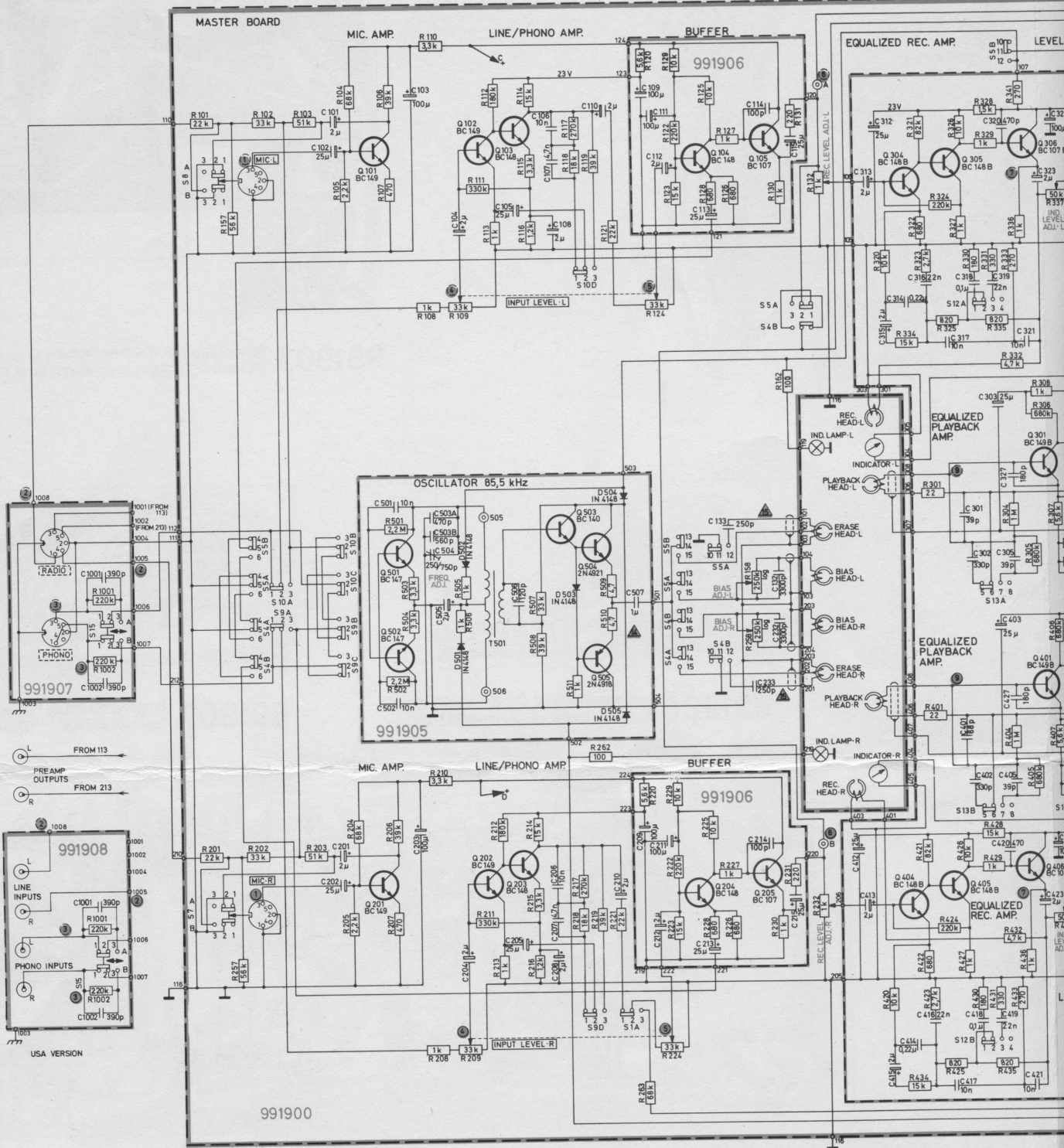


Målt direkte på transistorene med rørvoltmeter ($R_i = 60M\Omega$), uten signal tilført forsterkerne. På grunn av komponent-toleranser, må mindre avvik fra de oppgitte verdier ventes.

LIKESPENNINGER, TYPISKE VERDIER.
DC VOLTAGES, TYPICAL VALUES.

Measured at transistor terminals with VTVM ($R_i = 60M\Omega$), and without signal applied to the amplifiers. Owing to component tolerances, small deviations from listed values should be expected.

Ref. No.	C(V)	B(V)	E(V)	Ref. No.	C(V)	B(V)	E(V)	Ref. No.	C(V)	B(V)	E(V)
Q 101	9,5	0,75	0,15	Q 303	24,5	11,5	11	Q 602	15,0	25,0	25,5
Q 102	3,6	0,65	0,10	Q 304	1,6	0,75	0,15	Q 603	15,0	13,0	12,2
Q 103	12,5	3,6	3,0	Q 305	12,0	1,6	1,0	Q 604	12,0	0,67	0,05
Q 104	7,6	1,3	0,65	Q 306	24,0	12,0	11,5	Q 605	15,0	14,0	14,0
Q 105	27,5	7,6	7,0	Q 307	24,0	0,40	0,0	Q 606	12,0	14,0	14,0
Q 106	11,5	2,15	1,5	Q 501	24,5	6,5	6,2	Q 801	29,0	0,55	0
Q 107	12,5	1,20	0,55	Q 502	24,5	6,5	6,2	Q 802	44,0	28,6	28
Q 108	23,0	12,5	12,0	Q 503	26,5	12,2	11,6	Q 803	44,0	28,0	27,5
Q 109	14,5	1,8	1,2	Q 504	26,5	11,6	11,5	Q 901	32,0	0,15	0
Q 301	5,0	0,56	0,0	Q 505	0	11,2	11,1				
Q 302	11,5	5,0	4,4	Q 601	0,67	12,0	12,7				

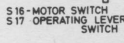
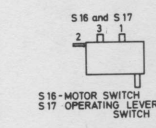
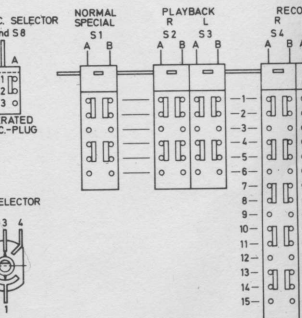
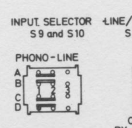
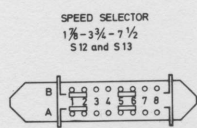


MAX. VOLUME	MAX. INPUT LEVEL
1	SENSITIVITY AT 400 Hz
2	(3) 1000 Hz
3	100 μV
4	5 mV
5	M: 15 mV C: 10 mV
6	1 mV
7	10 mV
8	110 mV
9	1.5 V
10	13 V
11	1.7 mV
12	750 mV
13	35 mV
14	30 mV
15	450 mV
	6.3 V (UNLOADED)

NOTES:

MIC-L = TOP PLATE MARKING
 PHONO-R = REAR PANEL MARKING
 FREQ. ADJ. = PRESET CONTROL
 L = TEST POINT
 REC. ONLY = CONNECTION TERMINAL
 o 210 = UPPER TRACK, LEFT CHANNEL
 L = LOWER TRACK, RIGHT CHANNEL
 R = CONNECTION TERMINAL

RESISTORS 1/3 W, UNLESS OTHERWISE SPECIFIED.
 RESISTORS INDICATED IN OHMS, UNLESS OTHERWISE SPECIFIED
 k = 1000 OHM, M = 1000000 OHM
 ALL DC VOLTAGES MEASURED WITHOUT SIGNAL.



SWITCHES ARE SHOWN IN UNOPERATED POSITION